



VDL SEATING SYSTEMS

| solara





C01 Black

C02 Brown

C03 Neutral Grey

C04 Signal Green

C05 Dark Green

C06 Light Blue

C07 Signal Blue

C08 Galaxy Blue

C09 Purple

C10 Burgundy

C11 Cardinal Red

C12 Orange

C13 Gold

C14 Beige

C15 Off White Sand

C16 White

C17 Signal Yellow

solara model SR 100 in white.



solara is a systems approach to stadium seating – where possible the extruded aluminium rail sections are installed continuously throughout the facility – independent seat modules can then be installed to the rail within seconds by releasing or tightening a tamperproof screw. **solara** seat modules can be installed – removed and re-positioned at any position on the extruded aluminium rail – the aluminium rail is anodized to prevent cosmetic deterioration.



solara seat modules are available in two sizes -

480 mm – new build layouts designed have a typical allowance of 500mm for each seat place. **solara** model SR100-480 can be installed with or without armrests.

460 mm – where an older facility prefers not to compromise existing seat capacity after refurbishment **solara** model SR100-460 is the perfect solution.

Strength & Durability

integra seat modules - rail support structure – exceed the requirements BS EN 12727 test level 4.

Fire Resistance

integra seat modules meet the requirements BS EN 5852 Crib 5.

solara can be fitted with front and rear mounted cup-holders – rear mounted cup-holders are moulded from highly durable flexible plastic polymer to prevent vandalism.





solara seat numbers are recessed to prevent tampering - printed with UV stable inks – seat numbers are impervious to weather damage.

solara 17 standard plastic colours are tested in accordance with
BS EN ISO 4892 – 2 & 2 – Xenon Arc Testing
‘Methods Of Exposure To Laboratory Light Sources’





solara upholstery cushions can be used on either the seat and the backrest or alternatively on the seat only – the combination of a seat cushion and a plastic backrest is often preferred.


Cushions for outdoor environments are covered in weather-proof vinyl and available to match our standard range of 17 plastic colour options.




solara independent armrests are available as an alternative to the integrated option – manufactured from die – cast aluminium - independent armrests have the functionality to be raised or lifted and are typically specified in the following situations.


- On telescopic tribunes when an armrest is required – in this situation the armrest will rotate automatically into the folded position as it makes contact with the deck.
- In an amenity area where the armrest is required to be lifted clear of the seat for improved egress or entry to the seat.
- In a situation where a front facing armrest mounted cup-holder is required – typically the front row.





solara integrated armrests can be shared between seats - maximising venue capacity – alternatively each seat can be supplied with an armrest to each side - this is often preferred in VIP or club areas where space is available to decrease seating density.





solara can be fitted with a lock which can be easily positioned to prevent the seat from being used.

This is usually specified on the last row in a seating / standing or combination layouts – preventing the seats from being used when the arena is in standing mode.



solara seat modules are installed onto extruded aluminium rails – rail sections are joined together into continuous lengths to ensure maximum seat capacity can be achieved – there are a large selection of fabricated steel rail support styles available including wall mounted (riser) and floor mounted tread – aluminium rail sections are connected to the supports using a cast steel clamp.




- **solara** fold-down mechanisms can be specified as 1 of 3 options dependant on budget and chair module specification.
- 1. **manual** – integrated foot bar mechanism that trips the chairs and allows for an easy fold. No spring assist with setting chairs up.
- 2. **semi-automatic with foot release** – integrated foot bar mechanism that trips the chairs and allows for an easy fold. Spring assisted when raising the chairs to the upright position, and dampening on lowering the chairs to the deck – a gang of up to 12 seats can be lifted by one person.
- 3. **semi-automatic with automatic release** – spring assist in setting up chairs when the platform is open. Chairs automatically fold down as the system is closing
- **solara** fold-down (FD) mechanisms are designed to reduce the ‘folded depth’ of the seat to 837mm.
- **solara** min folded-height (FH) is 210mm – should a smaller dimension be required this can be achieved with the **integra** models.

solara	100-46		100-48	
	7/8 tip	Full tip	7/8 tip	Full tip
SC - min spacing, seat centres chair only	460	460	480	480
SCSA - min spacing, seat centres shared integrated armrest	460	460	480	480
SCDA - min spacing, seat centres double integrated armrests	503	503	523	523
SCFC - min spacing, seat centres, front cupholder	503	503	523	523
SCWT - min spacing, seat centres with writing tablet	560	560	580	580
EC - envelope (chair only)	300	300	300	300
EA - envelope (with integrated armrest)	350	350	350	350
EFC - envelope (front cupholder)	460	460	460	460
ES - envelope (with seat down)	570	570	570	570
RCUP – rear cup chair envelope	340	340	340	340
SH - seat height	450	450	450	450
OH - overall height	840	840	840	840
FD - folded depth on 7250 TX mech * 102 model with back pad 845mm	N/A	837	N/A	837
FH - folded height on 7250 TX mech	N/A	210	N/A	210
RH - Platform Riser Height (depends on platform)	N/A	300mm (12")	N/A	300mm (12")


Dimensional tolerances: +/- 3mm

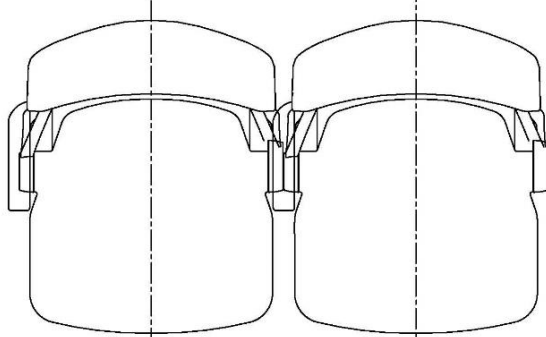
05/08/2019

7/8 tip

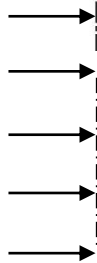


full tip

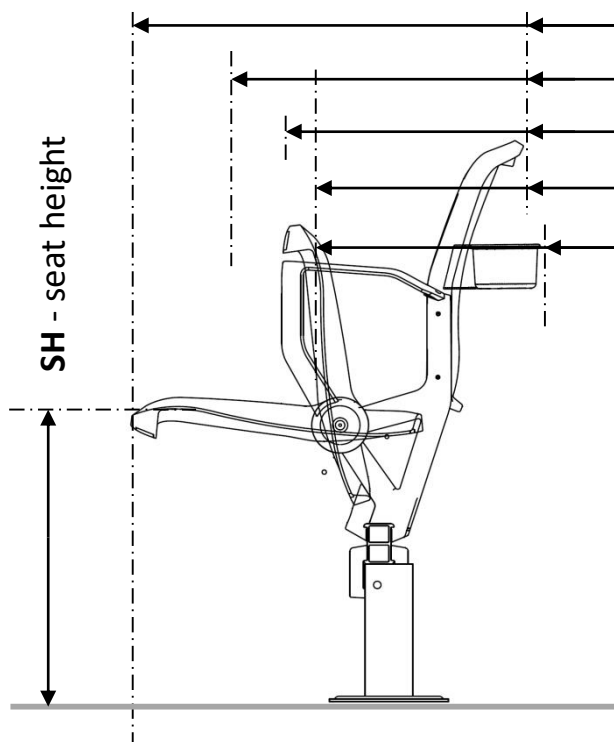




Seat centres (spacing)

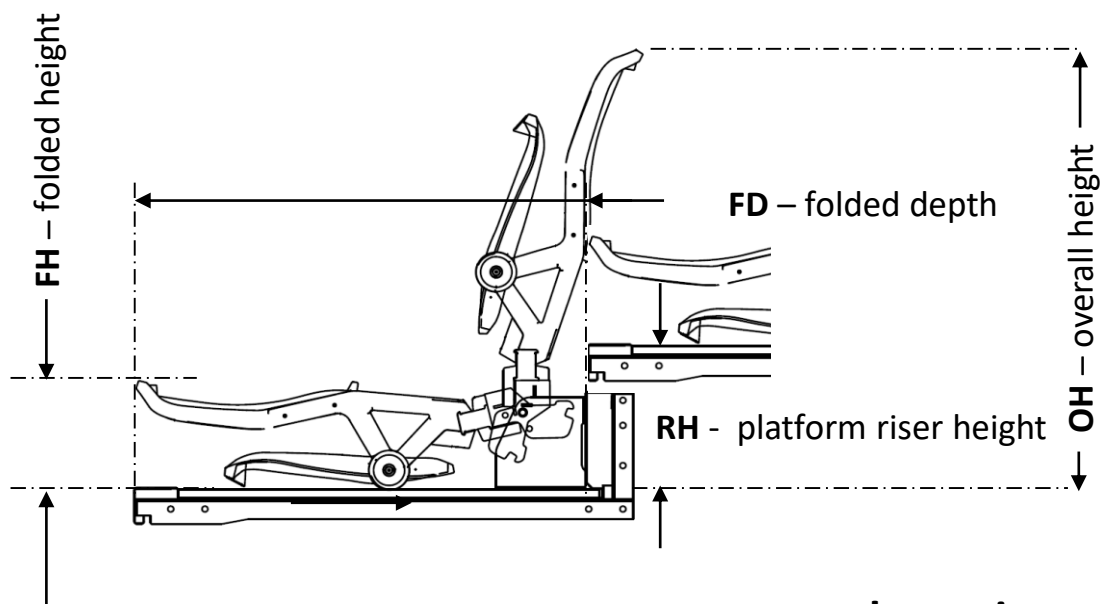


- ← **SC** - min spacing, seat centres chair only
- ← **SCSA** - min spacing, seat centres shared armrest
- ← **SCDA** - min spacing, seat centres double armrests
- ← **SCFC** - min spacing, seat centres front cup holder
- ← **SCWT** - min spacing, seat centres **scribe** writing tablet



- ES** - envelope (with seat down)
- EFC** - envelope (with front cupholder)
- EA** - envelope (with armrest)
- EC** - envelope (chair only)
- RCUP** – rear cupholder chair envelope

Seat envelopes



telescopic envelopes